

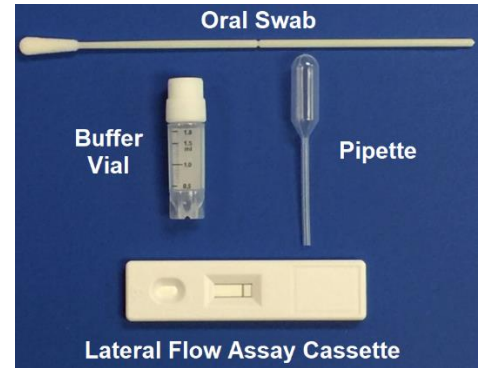
# COVID-19 Saliva Antigen **At-Home** Test

Investigational Use Only



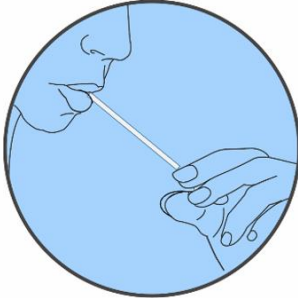
Providing Chemical & Biological Information  
When & Where You Need It

## TEST KIT COMPONENTS IN POUCH:

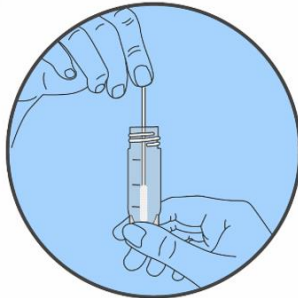


## TEST INSTRUCTIONS:

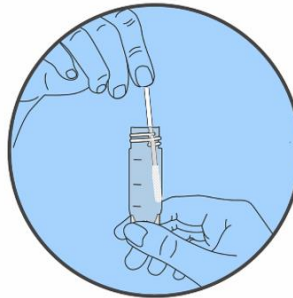
Store at 15-27°C (60-80°F). Do not eat, smoke or drink (except water) 15 minutes before use.



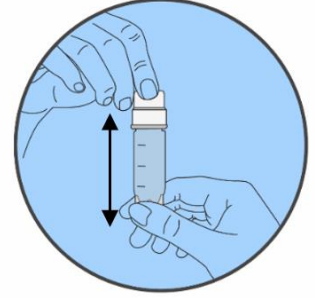
Place Swab on tongue & suck for **30 sec** to gather saliva on Swab.



Insert Swab in Buffer Vial & swirl in Buffer for **30 sec**.



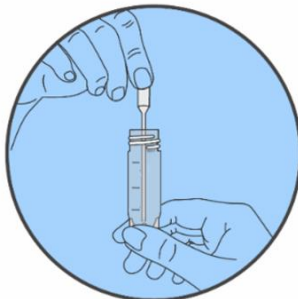
Press & spin Swab against Vial walls for **30 sec** to release solution.



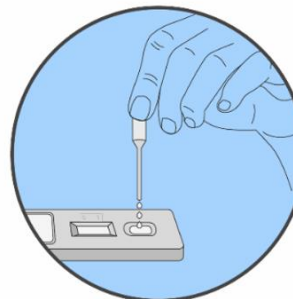
Remove Swab, add cap to Vial, shake up & down **5 times**.



Set aside for **5 minutes**.



Draw all sample in-out-in Pipette **5 times**.



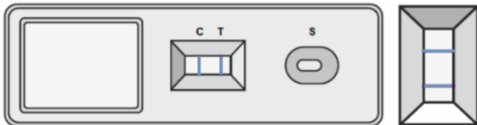
Add **3 drops** of Sample to Cassette.



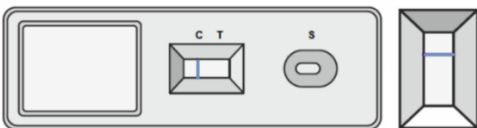
Wait **15-20 minutes** for 1 or 2 lines to appear.

## TEST RESULTS:

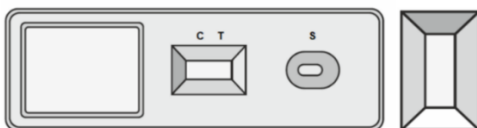
Interpret Results within **30 minutes**. Test is invalid after **30 minutes** of adding sample.



Blue-gray lines, **EVEN IF FAINT**, appearing at the T (Test) Line and the C (Control) Lines indicate a **POSITIVE TEST** and **LIKELY INFECTION**. **A follow-up PCR test should be performed.**



A single blue-grey line at the C (Control) Line indicates a **NEGATIVE TEST** and **LIKELY NO INFECTION**.



No lines at either the T (Test) or C (Control) lines indicate an **INVALID TEST**.

**Warnings: Wear appropriate latex gloves & mask if testing others. Keep away from children. Reseal kit components in pouch & dispose of as Biohazard Waste.**

Order Kits at [www.RTA.biz](http://www.RTA.biz)